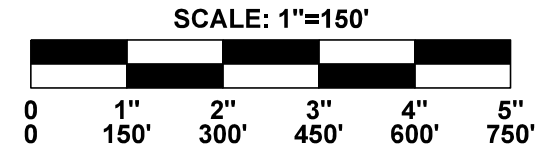


# ELK VALLEY CROSS ROAD CORRIDOR PLAN EXHIBIT

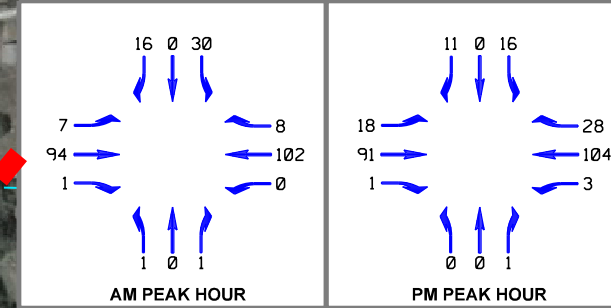
## LEGEND

- PARCEL WITHIN 300 FEET OF ELK VALLEY CROSS ROAD
- ELK VALLEY CROSS ROAD CORRIDOR



**AVERAGE SPEED - 41 MPH**  
1,256 ADT, 2.3% 3 AXLE +  
PEAK HOUR: 117 AM, 117 PM

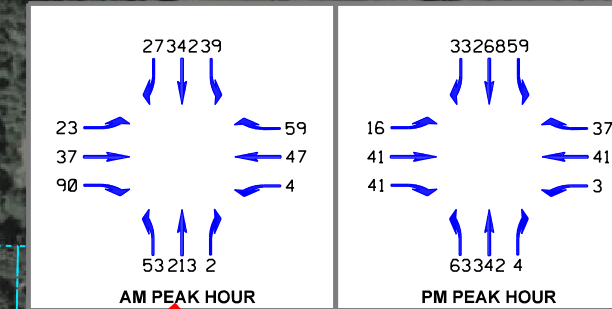
**PEDESTRIAN:**  
5 EASTBOUND, 7 WESTBOUND  
**BICYCLE:**  
1 EASTBOUND, 2 WESTBOUND



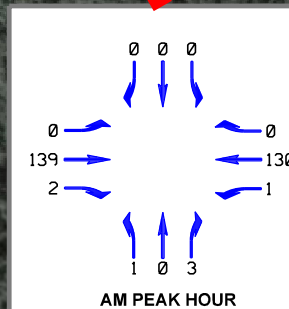
**AVERAGE SPEED - 37 MPH**  
1,429 ADT, 2.3% 3 AXLE +  
PEAK HOUR: 131 AM, 144 PM

**PEDESTRIAN:**  
1 EASTBOUND, 1 WESTBOUND  
**BICYCLE:**  
1 EASTBOUND, 1 WESTBOUND

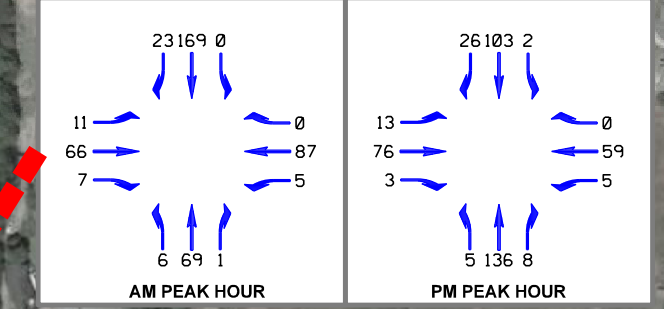
TURNBULL LANE



US 101



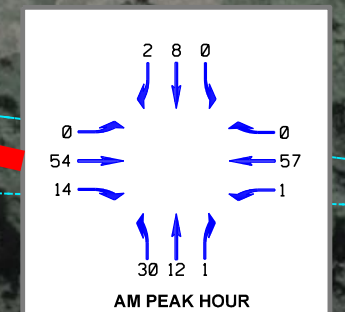
CUNNINGHAM LANE



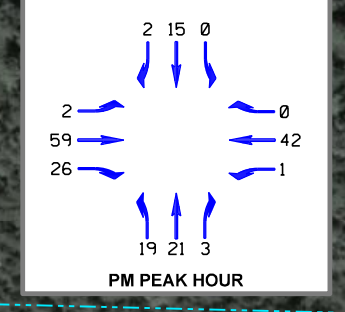
TITUS LANE

**AVERAGE SPEED - 40 MPH**  
1,088 ADT, 3.9% 3 AXLE +  
PEAK HOUR: 117 AM, 96 PM

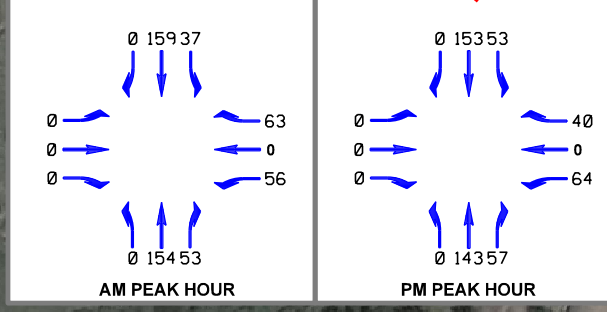
**PEDESTRIAN:**  
1 EASTBOUND, 1 WESTBOUND  
**BICYCLE:**  
2 EASTBOUND, 1 WESTBOUND



KINGS VALLEY ROAD



PARKWAY DRIVE



LAKE EARL DRIVE

